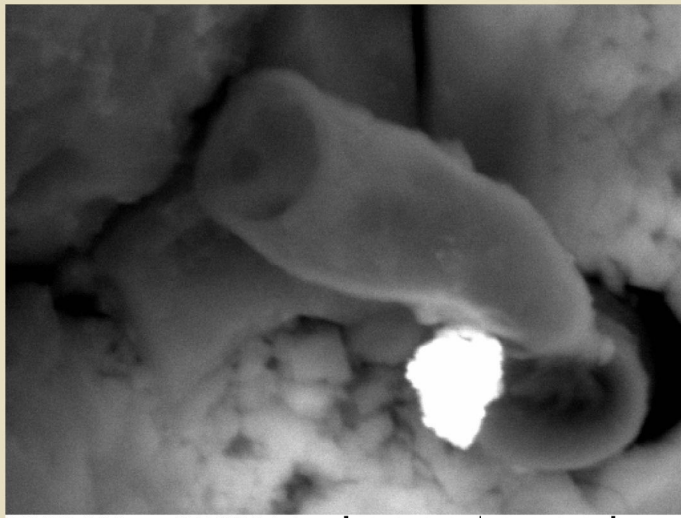


POJAVA RIJETKIH ELEMENATA U HRVATSKOJ


Hrvoje Posilović, Vladimir Bermanec & Katarina Kos

Prirodoslovno-matematički fakultet



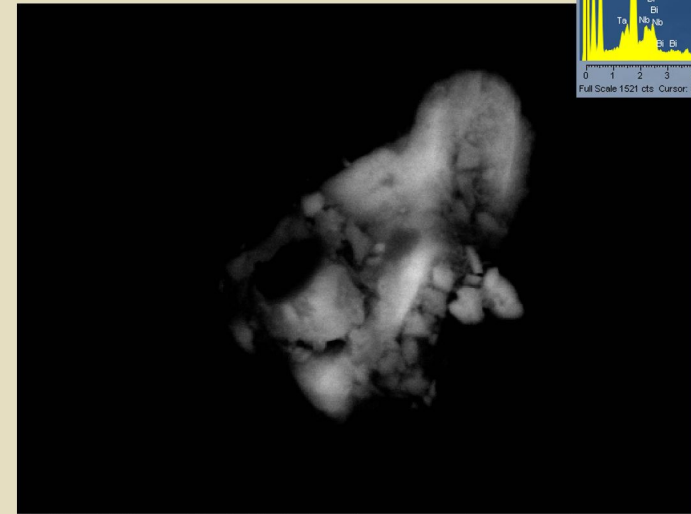
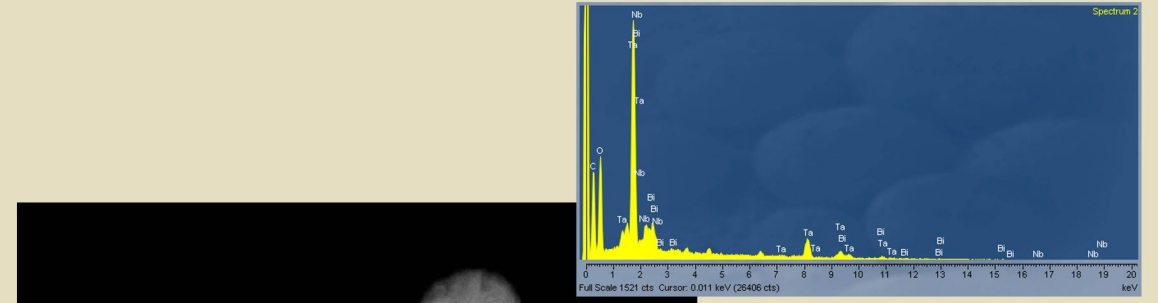
SEM MAG: 5.67 kx
HV: 30.0 kV
VAC: HiVac
DET: BSE Detector
DATE: 05/12/06
Device: TS5136MM
10 µm
Vega ©Tescan
Digital Microscopy Imaging

Cerij, BSE detektor, Minjera (Istra).




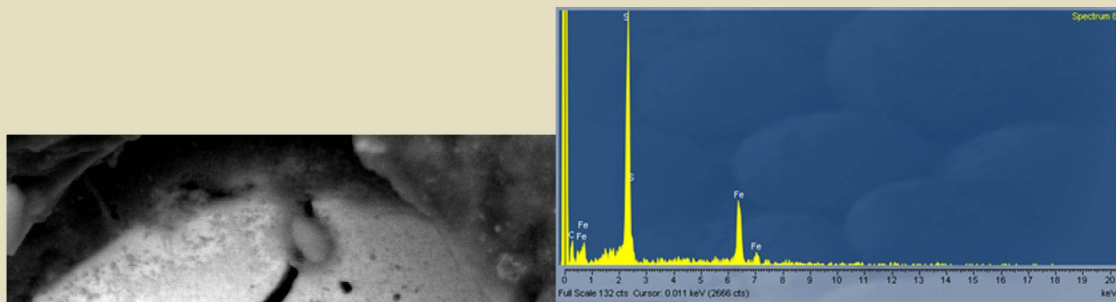
SEM MAG: 5.67 kx
HV: 30.0 kV
VAC: HiVac
DET: SE Detector
DATE: 05/12/06
Device: TS5136MM
10 µm
Vega ©Tescan
Digital Microscopy Imaging

Cerij, SE detektor, Minjera (Istra).




SEM MAG: 4.53 kx
HV: 30.0 kV
VAC: HiVac
DET: BSE Detector
DATE: 06/01/06
Device: TS5136MM
10 µm
Vega ©Tescan
Digital Microscopy Imaging

Tantal, Minjera (Istra).




SEM MAG: 1.63 kx
HV: 30.0 kV
VAC: HiVac
DET: BSE Detector
DATE: 06/16/06
Device: TS5136MM
20 µm
Vega ©Tescan
Digital Microscopy Imaging

Sumpor na kristalu pirita, Minjera (Istra).



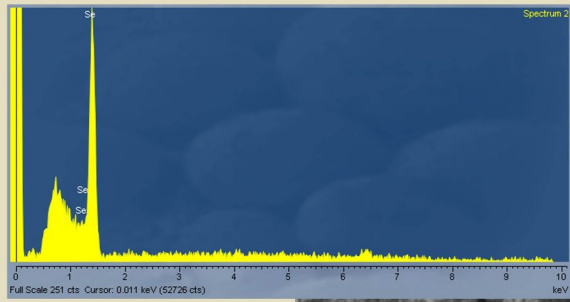
SEM MAG: 1.19 kx
HV: 20.0 kV
VAC: HiVac
DET: BSE Detector
DATE: 10/26/07
Device: TS5136MM
50 µm
Vega ©Tescan
Digital Microscopy Imaging

Cerijev fosfat, Ervenik.




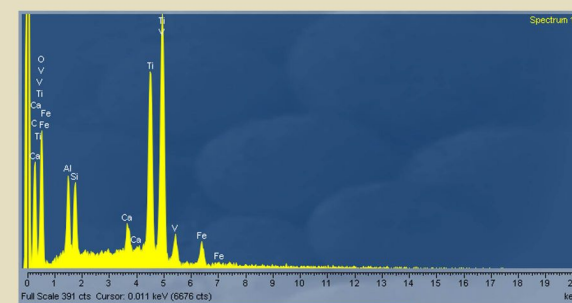
SEM MAG: 20.0 kV
VAC: HiVac
DET: BSE Detector
DATE: 10/26/07
Device: TS5136MM
20 µm
Vega ©Tescan
Digital Microscopy Imaging

Apatit, Ervenik.




SEM MAG: 704 x
HV: 20.0 kV
VAC: HiVac
DET: BSE Detector
DATE: 03/23/07
Device: TS5136MM
100 µm
Vega ©Tescan
Digital Microscopy Imaging

Selen, Minjera (Istra).



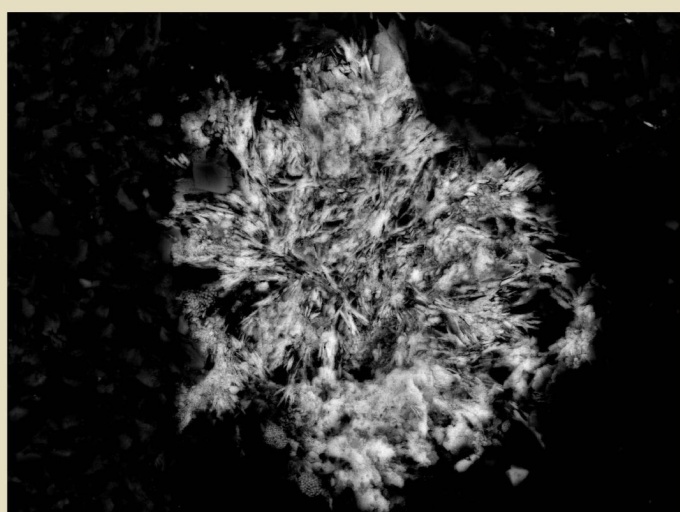
SEM MAG: 3.94 kx
HV: 30.0 kV
VAC: HiVac
DET: BSE Detector
DATE: 06/16/06
Device: TS5136MM
10 µm
Vega ©Tescan
Digital Microscopy Imaging

Titan-Vanadij, Minjera (Istra).



SEM MAG: 4.62 kx
HV: 30.0 kV
VAC: HiVac
DET: SE Detector
DATE: 05/04/06
Device: TS5136MM
10 µm
Vega ©Tescan
Digital Microscopy Imaging

Markazit, Minjera (Istra).



SEM MAG: 3.58 kx
HV: 30.0 kV
VAC: HiVac
DET: BSE Detector
DATE: 06/06/06
Device: TS5136MM
50 µm
Vega ©Tescan
Digital Microscopy Imaging

Srebrni sulfid, Minjera (Istra).



SEM MAG: 5.99 kx
HV: 20.0 kV
VAC: HiVac
DET: BSE Detector
DATE: 10/26/07
Device: TS5136MM
10 µm
Vega ©Tescan
Digital Microscopy Imaging

Itrij-torij, Ervenik.